



PRODUCT UPDATE – APRIL 2026

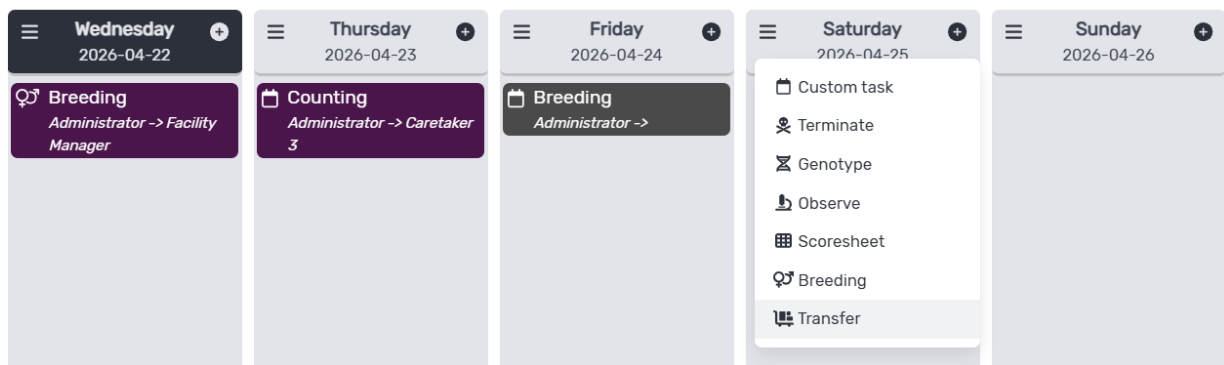
Your Next Animal Facility Management Software

We are pleased to share the latest improvements included in our **April ZETA Update**. This release introduces enhanced notifications, new administrative permissions, more flexible filtering, improvements to rodent breeding workflows, re-designed pedigrees, and other practical updates shaped by the everyday needs of animal facilities.

What's new in ZETA:

New Transfer task type: A new **transfer task type** has been added to make transfer workflows easier to initiate and manage. Transfer tasks can now be created directly from the **tank detail view** or from the **Planner**, giving users more flexibility in how they organize animal movements.

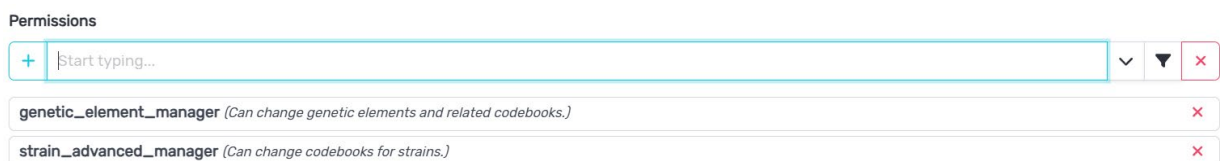
✔ **How to use this enhancement (All users):** Go to the **Planner** to create a new transfer task, or use the **Task** toggle in the **Transfer Action** form.



New Transfer Task Type

New administrative permissions: Two new permissions have been introduced to provide more flexibility in data management. The **Strain Advanced Manager** can manage advanced strain-related data (background, source, origin, funding and research topics), while the **Genetic Element Manager** can create new genetic elements and related records.

✔ **How to use this enhancement (Administrators):** Go to **Settings** → **Access Groups** and update permissions for the relevant user groups.

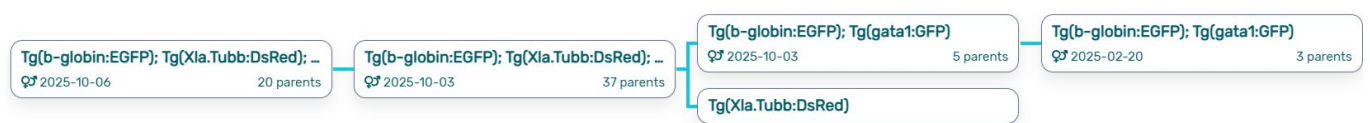


New Permissions in ZETA

Re-designed pedigrees: Pedigrees have been re-designed to provide a more interactive and user-friendly experience. **Individual animals and stock history** can now be explored in interactive pedigrees, while the layout remains compact even when multiple individual animals are displayed as parents. Users can also move more easily between **parental individual and stock records**.

✔ **How to use this enhancement (All users):** Open the selected **stock** or **individual animal** record and scroll down to the **Pedigree** section. Click the **stock name** to open the stock record, the **breeding date** to view the breeding action detail, or the **number of parents** to display a filtered list of parental animals.

Pedigree



Re-designed Pedigrees

Improved notifications for scoresheets and project evaluations: Notification handling has been enhanced to give users better visibility of important updates. New notification types can now be enabled directly in **profile settings**. Owners can receive notifications when their animal is scored, with additional alerts for **warning-level results** and project leaders can get a notification when their **project is evaluated**. Moreover, any user (typically facility managers or evaluation committee members) can receive a notification when a periodical project evaluation is expiring.

✔ **How to use this enhancement (All users):** Open your **profile** in the bottom-left corner, go to **Notification Settings**, and adjust your preferences as needed.

	Events	System	Slack	Email
action.evaluate_project.created	<input checked="" type="checkbox"/>	<input checked="" type="checkbox"/>	<input type="checkbox"/>	<input checked="" type="checkbox"/>
action.scoresheet.created	<input checked="" type="checkbox"/>	<input checked="" type="checkbox"/>	<input type="checkbox"/>	<input checked="" type="checkbox"/>
action.scoresheet.warning	<input checked="" type="checkbox"/>	<input checked="" type="checkbox"/>	<input type="checkbox"/>	<input checked="" type="checkbox"/>
action.scoresheet.critical	<input checked="" type="checkbox"/>	<input checked="" type="checkbox"/>	<input type="checkbox"/>	<input checked="" type="checkbox"/>
Check/uncheck all	<input type="checkbox"/>	<input type="checkbox"/>	<input type="checkbox"/>	<input checked="" type="checkbox"/>
discussion.post.created	<input checked="" type="checkbox"/>	<input checked="" type="checkbox"/>	<input type="checkbox"/>	<input checked="" type="checkbox"/>
tank.welfare_alert.warning	<input checked="" type="checkbox"/>	<input checked="" type="checkbox"/>	<input type="checkbox"/>	<input checked="" type="checkbox"/>
tank.welfare_alert.critical	<input checked="" type="checkbox"/>	<input checked="" type="checkbox"/>	<input type="checkbox"/>	<input checked="" type="checkbox"/>
project.evaluation.expiring	<input checked="" type="checkbox"/>	<input checked="" type="checkbox"/>	<input type="checkbox"/>	<input checked="" type="checkbox"/>
Check/uncheck all	<input checked="" type="checkbox"/>	<input checked="" type="checkbox"/>	<input type="checkbox"/>	<input checked="" type="checkbox"/>

Updated Notification Settings

Update to ZETA Intelligence: Some commonly used controls now retain the **last selected value on the device**, independently of the user account. This applies to controls such as **genotyping method** and **euthanasia type**, helping speed up repetitive tasks and making data entry more convenient.

Filter improvements: Filtering is now more flexible and easier to manage. Users can choose which **quick filters** are displayed next to the list header and reorder them by dragging them into the desired position. A new **filter list** has also been added to the filter form, making it easier to manage all personal filters in one place. In addition, **public quick filters** can now be displayed optionally instead of always being shown.

✔ **How to use this enhancement (All Users):** In any list view, click the **filter icon with the plus sign** next to the list header to choose which quick filters are shown. Use the **reorder button** to drag and arrange quick filters in your preferred order. To manage all saved personal filters, open the **filter form** and click **Go to filter list**.

List of individuals    

Filter individuals

Load filters

Start typing...

Go to filter list

Improved Controls for Quick Filter Visibility and Management

Want to see it in action?

If you are not yet a ZETA customer, or if you have any questions about the new features, you can book a **free online demo** to explore the latest version of ZETA. After the call, you will receive access to a free trial of the software, so you can explore it in your own facility.



Why ZETA?

ZETA is animal facility management software designed to support animal welfare and efficient facility operations. Our interactive software offers customized features to fit your organization's unique needs. With advanced functions and top-tier security, ZETA is the exact solution your facility has been searching for.

Learn More

 <https://sciencetrack.org/zeta>

 info@sciencetrack.org

 [LinkedIn](#)



Ask for a live demo today! Now available for rodents, zebrafish, and more.



SCIENCETRACK
SCIENTIFIC SOFTWARE SOLUTIONS